





Requirements for Nidan and above Gradings

Pre preparation

- ✓ A Karateka must first ask for approval by Sensei Eugene to grade to Nidan, Sandan, Yondan, Godan and Rokudan before preparation period for grading starts.
 - ✓ For all new students it is required to be a registered student of Solis Ortus for minimum of a year.
 - ✓ All students need to be on par with previous curriculum before Sensei Eugene will grant permission for any higher Gradings.
 - ✓ If a student has Nidan and above in another karate style, the student has to regrade their specific grading to prove that they are on SAJKA standard.
 - ✓ Sensei Eugene will ask permission from SAJKA for regrading and what the specific requirements will be.
 - ✓ **Minimum preparation requirements are as follows:**
 - 2nd Dan – 2 years after receiving 1st Dan
 - 3rd Dan – 3 years after receiving 2nd Dan
 - 4th Dan – 4 years after receiving 3rd Dan
 - 5th Dan – 4 years after receiving 4th Dan
 - 6th Dan – 4 years after receiving 5th Dan
 - ✓ A decision must be made by the karateka who are over the age of 35 years whether they want to do National or Regional grading.
- 
- 





Grading Requirements

GRADING FOR NIDAN

- ✓ Attend 1 pre-grading course prior to the grading day.
- ✓ Attend a pre-grading course on the day of grading.
- ✓ Have at least 1 table official stamp from the SA JKA National Championships and/or Provincial Championships **per year** of required training time between grades. (2 stamps in total)
- ✓ Required training time and proficiency in the required curriculum.
- ✓ Advancement
 - Annual Standardization seminars held by Headquarters
 - National/Provincial seminars and training
 - Training held by visiting International Instructors

GRADING FOR SANDAN AND YONDAN

- ✓ Attend 1 pre-grading course prior to the grading day.
 - ✓ Attend a pre-grading course on the day of grading.
 - ✓ Sa JKA or JKA Japan judge qualification (International).
 - ✓ Have at least 1 stamp for judging at from the SA JKA National Championships and/or Provincial Championships **per year** of required training time (you have to attend 50% national and 50% provincial events as evidenced by the stamps). (3 stamps in total)
 - ✓ Required training time and proficiency in the required curriculum.
 - ✓ Advancement
 - Annual Standardization seminars held by Headquarters
 - National/Provincial seminars and training
 - Training held by visiting International Instructors
 - ✓ Ring Controller (RC); Referee (R); Judge (J)
 - JKA tournament rules are available on the SAJKA website – www.karate.co.za
 - Qualifications as RC, R or J at National/Provincial examination is required
- 
- 



- Valid for three years. SA referee stamps in Life Book
- Only stamps from official SAJKA tournaments (*Provincial and National*) will be recognised and must be signed by the appointed official
- ✓ **International Qualification: Examiner/Instructor/Judge**
 - Criteria are available on the SAJKA website – www.karate.co.za
 - Qualification done by JKA Headquarter Examiner (Japan/SA)

GRADING FOR GODAN

- ✓ Attend 1 pre-grading course prior to the grading day.
- ✓ Attend a pre-grading course on the day of grading.
- ✓ Sa JKA or JKA Japan judge qualification (International).
- ✓ At least 1 stamp for judging at from the SA JKA National Championships and/or Provincial Championships **per year** of required training time (you have to attend 50% national and 50% provincial events as evidenced by the stamps). (4 stamps in total)
- ✓ Required training time and proficiency in the required curriculum.
- ✓ Candidates must also submit a technical paper (thesis) on their Tokui Waza with their grading paperwork.
- ✓ **Advancement**
 - Annual Standardization seminars held by Headquarters
 - National/Provincial seminars and training
 - Training held by visiting International Instructors
 - International seminars and Gasshuku's (*Japan*). Requires approval by SAJKA Head Office
- ✓ **Ring Controller (RC); Referee (R); Judge (J)**
 - JKA tournament rules are available on the SAJKA website – www.karate.co.za
 - Qualifications as RC, R or J at National/Provincial examination is required
 - Valid for three years. SA referee stamps in Life Book
 - Only stamps from official SAJKA tournaments (*Provincial and National*) will be recognised and must







be signed by the appointed official



- ✓ International Qualification: Examiner/Instructor/Judge
 - Criteria are available on the SAJKA website – www.karate.co.za
 - Qualification done by JKA Headquarter Examiner (Japan/SA)

GRADING FOR ROKUDAN AND ABOVE

- ✓ An international Examiner, Instructor and Judge qualification is required
- ✓ At least 1 stamp for judging at from the SA JKA National Championships and/or Provincial Championships **per year** of required training time (you have to attend 50% national and 50% provincial events as evidenced by the stamps). (5 stamps in total)
- ✓ Attend at least Standardisation seminars and Senior Board trainings in a three year cycle
- ✓ Apply to the Chief Instructor for permission
- ✓ Candidates must also submit a technical paper (thesis) on their Tokui Waza with their grading paperwork.
- ✓ Senior Board Training and Meeting
 - All 6th Dans and above should attend this annual event. Senior Board members (6th Dan and above, or by invitation) are required to attend 2 out of 3 in a three year cycle
 - Meeting – all discussions and important decisions are finalised at this meeting

Over 40 area Gradings



- ✓ SA JKA members grading for Nidan who are older than 40 years of age are encouraged to grade at the National Dan Gradings as long as Sensei is confident that this is in your best interest.
 - ✓ Should Sensei think it better for the student (40+) to rather do a Dojo/Area grading, it is acceptable.
- 
- 



- 
- 
- ✓ The Grading criterion remains the same, however, and there for all students attempting Nidan grading (National/Provincial/Area/Dojo) must have a Table Officiating stamp in their JKA Life Book.

During preparation

Be up to standard according to sensei

This includes:

- ✓ Correct attitude and form;
 - ✓ Dedication;
 - ✓ Application of 5 maxims must be visible in karatekas attitude;
 - ✓ Karate knowledge in terminology, kihon, kata and kumite;
 - ✓ Know the Doju kun of by heart;
 - ✓ Be involved in activities of Solis Ortus Events (Ex. club gradings, Club tournaments, Open day etc.);
 - ✓ Be involved in Instructing Solis Ortus students
 - ✓ Helping at Solis Ortus events in the past has no relevance for any grading requirements;
 - ✓ **Life Book** must be up to date with all year stamps and grading stamps and pre-grading stamps;
 - ✓ **NO** responsibility will be taken by sensei Eugene if books were not stamped for pre-grading;
 - ✓ Sensei has **FINAL** say whether you are up to standard or not. **No discussion;**
- 
- 



- 
- 
- ✓ Competition performance and or ranking have no influence on whether you will be given permission to grade or not. It will also have no effect on whether you pass or fail your gradings;
 - ✓ It is highly recommended that karateka wear a heavy weight GI on grading day as this will greatly improve your appearance and overall form. Clean GI; no badges;
 - ✓ However the karatekas name must be written visibly on masking tape and applied to the outer edge of the GI top.



Registration details for grading

- ✓ Please note that the Japan Certificate Fees are subject to the R/\$ exchange rate
- ✓ **Payments can be made by:** EFT (proof of payment needs to be provided to sensei Eugene and SAJKA) or CASH (exact amounts, no change).
- ✓ **Direct deposits** can be made into the following account:

SA JKA Grading
First National Bank
Account number: 622387592150
Branch code 251255
- ✓ Pre-grading course fee is payable in cash only and needs to be given to sensei Eugene 2 weeks prior to karatekas pre-grading or grading day.

You will be given the following documents to fill in **3 weeks** prior to grading day:

- ✓ Japan Certificate Application Form (a Sample form will be provided if necessary by sensei Eugene)
 - ✓ SAJKA Dan Grading Application Form
 - ✓ Indemnity and Consent Form
- 
- 

- 
- 
- ✘ Please make sure that the filled in information on all 3 forms are 100% correct.
 - ✘ No corrections are allowed on the forms, if mistakes are made a new form must be filled in.
 - ✘ Please use separate envelopes for each form.
 - ✘ If paying cash, place the correct amount in a separate envelope with each form.
 - ✘ Any medical conditions that could hamper your performance during grading must be stated by a certified doctor's certificate and placed in a separate envelope.

