





Requirements for Shodan Grading

Pre preparation

- ✓ A Karateka must first ask for approval by sensei Eugene to grade to Shodan before a full year of preparation for Shodan grading starts.
 - ✓ For all new students it is required to be a registered student of Solis Ortus for minimum of a year.
 - ✓ A Karateka must be a 1st Kuy or Junior Black 2 to qualify for grading to their 1st Black Belt.
 - ✓ The minimum age for qualifying for 1st degree Black Belt is exactly 14 years or over on the date of examination.
 - ✓ A decision must be made by the karateka who are over the age of 35 years whether they want to do National or Regional grading.
 - ✓ If a student has Shodan in another karate style, the student has to regrade their Shodan grading to prove that they are on SAJKA standard.
 - ✓ Sensei Eugene will ask permission from SAJKA for regrading and what the specific requirements will be.
- 
- 



Grading Requirements

- ✓ Attend 1 pre-grading course prior to the grading.
- ✓ Attend 1 pre-grading course on the day of grading.
- ✓ Required age, required training time and proficiency in the required curriculum.



Over 40 area Gradings



- ✓ SA JKA members grading for Shodan who are older than 40 years of age are encouraged to grade at the National Dan Gradings as long as Sensei is confident that this is in your best interest.
- ✓ Should Sensei think it better for the student (40+) to rather do a Dojo/Area grading, it is acceptable.
- ✓ The Grading criterion remains the same for National or Regional Gradings.

During preparation

Be up to standard according to sensei

This includes:



- ✓ Correct attitude and form;
 - ✓ Dedication;
 - ✓ Application of 5 maxims must be visible in karatekas attitude;
 - ✓ Karate knowledge in terminology, kihon, kata and kumite;
 - ✓ Know the Doju kun of by heart;
- 
- 


- 
- 
- ✓ Be involved in activities of Solis Ortus Events (Ex. club gradings, Club tournaments, Open day etc.);
 - ✓ Be involved in Instructing Solis Ortus students
 - ✓ Helping at Solis Ortus events in the past has no relevance for any grading requirements;
 - ✓ **Life Book** must be up to date with all year stamps and grading stamps and pre-grading stamps;
 - ✓ **NO** responsibility will be taken by sensei Eugene if books were not stamped for pre-grading;
 - ✓ Sensei has **FINAL** say whether you are up to standard or not. **No discussion**;
 - ✓ Competition performance and or ranking have no influence on whether you will be given permission to grade or not. It will also have no effect on whether you pass or fail your gradings;
 - ✓ It is highly recommended that karateka wear a heavy weight GI on grading day as this will greatly improve your appearance and overall form. Clean GI; no badges;
 - ✓ However the karatekas name must be written visibly on masking tape and applied to the outer edge of the GI top.

Registration details for grading

- ✓ Please note that the Japan Certificate Fees are subject to the R/\$ exchange rate
- ✓ **Payments can be made by:** EFT (proof of payment needs to be provided to sensei Eugene and SAJKA) or CASH (exact amounts, no change).
- ✓ **Direct deposits** can be made into the following account:

SA JKA Grading
First National Bank






Account number: 622387592150

Branch code 251255

- ✓ Pre-grading course fee is payable in cash only and needs to be given to sensei Eugene 2 weeks prior to karatekas pre-grading or grading day.

You will be given the following documents to fill in 3 weeks prior to grading day:

- ✓ Japan Certificate Application Form (a Sample form will be provided if necessary by sensei Eugene)
 - ✓ SAJKA Dan Grading Application Form
 - ✓ Indemnity and Consent Form
-
- ✗ Please make sure that the filled in information on all 3 these forms are 100% correct.
 - ✗ No corrections are allowed on the forms, if mistakes are made a new form must be filled in.
 - ✗ Please use separate envelopes for each form.
 - ✗ If paying cash, place the correct amount in a separate envelope with each form.
 - ✗ Any medical conditions that could hamper your performance during grading must be stated by a certified doctor's certificate and placed in a separate envelope.
- 
- 